



### District Report Card: 2017


<b>State:</b> Assam	<b>District:</b> Dibrugarh
<b>Class:</b> 8	<b>Subject:</b> Mathematics
<b>Schools:</b> 51	<b>Students:</b> 1237


### Participation/Coverage


#### Students

 GENDER	Boys		Girls	
	Number	%	Number	%
	544	43.98	693	56.02

 AREA	Rural		Urban	
	Number	%	Number	%
	1032	83.43	205	16.57

 CATEGORY	SC		ST		OBC		GEN	
	Number	%	Number	%	Number	%	Number	%
	62	5.01	133	10.75	931	75.26	111	8.97

 CWSN	LD	VI	HI	S&LD	ID	Oth
	1	1	2	1	0	0

 Management	Government		Government-aided	
	Number	%	Number	%
	901	72.84	336	27.16

### Average Performance of Students in Mathematics (%)

Overall	Gender		Area		Management		Social Group			
	Male	Female	Rural	Urban	Govt.	Aided	SC	ST	OBC	GEN
45.03	42.99	46.64	43.52	52.65	45.62	43.45	47.42	51.18	44.32	42.34

## Performance on Learning Outcomes (LOs)

Learning Outcomes	Description	Average Performance(%)
M601	Solves problems involving large numbers by applying appropriate operations	48.05
M606	Solves problems on daily life situations involving addition and subtraction of fractions / decimals	41.40
M620	Finds out the perimeter and area of rectangular objects in the surroundings like floor of the class room, surfaces of a chalk box etc.	44.79
M621	Arranges given/collected information in the form of table, pictograph and bar graph and interprets them	48.70
M702	Interprets the division and multiplication of fractions	37.03
M705	Solves problems related to daily life situations involving rational numbers	41.47
M706	Uses exponential form of numbers to simplify problems involving multiplication and division of large numbers	29.95
M707	Adds/subtracts algebraic expressions	53.27
M710	Solves problems related to conversion of percentage to fraction and decimal and vice versa	29.95
M717	Finds out approximate area of closed shapes by using unit square grid/graph sheet	34.74
M719	Finds various representative values for simple data from her/his daily life contexts like mean, median and mode	59.74
M721	Interprets data using bar graph	57.33
M801	Generalizes properties of addition, subtraction, multiplication and division of rational numbers through patterns	30.27
M802	Finds rational numbers between two given rational numbers	53.95
M803	Proves divisibility rules of 2, 3, 4, 5, 6, 9 and 11	51.95
M804	Finds squares, cubes, square roots and cube roots of numbers using different methods	40.74
M808	Uses various algebraic identities in solving problems of daily life	58.45
M812	Verifies properties of parallelogram and establishes the relationship between them through reasoning	36.70
M818	Finds surface area and volume of cuboidal and cylindrical object	28.18
M819	Draws and interprets bar charts and pie charts	55.13

Range of Performance of Students who Answered Correctly							
Below 30%		30% - 50%		50% - 75%		Above 75%	
Number	%	Number	%	Number	%	Number	%
371	29.99	385	31.12	354	28.62	127	10.27

## Lowest Performing Learning Outcomes (LOs)

- 1 - Finds surface area and volume of cuboidal and cylindrical object (28.18)
- 2 - Solves problems related to conversion of percentage to fraction and decimal and vice versa (29.95)
- 3 - Uses exponential form of numbers to simplify problems involving multiplication and division of large numbers (29.95)

- 4 - Generalizes properties of addition, subtraction, multiplication and division of rational numbers through patterns (30.27)
- 5 - Finds out approximate area of closed shapes by using unit square grid/graph sheet (34.74)